

PanelRail & RevealRail



28308 North Cedar Rd • Deer Park, WA 99006

1.855.KWS.WALL

KNIGHTWALLSYSTEMS.COM

CONTACT KWS FOR FURTHER DETAILS. NO EXPRESS WARRANTIES ARE GIVEN EXCEPT FOR ANY APPLICABLE WRITTEN LIMITED WARRANTIES SPECIFICALLY PROVIDED BY KNIGHT WALL SYSTEMS. ALL IMPLIED WARRANTIES INCLUDING MERCHANTABILITY & FITNESS FOR A PARTICULAR PURPOSE ARE EXPRESSLY EXCLUDED. Project specific engineering must be provided by Knight Wall Systems for a written limited warranty. CI, MFI, CI-Girt, HCI, HCI-Girt, ThermaStop, PanelRail, RevealRail, Reveal-Girt and ThermaBracket are trademarks of Knight Wall Systems, Inc. Please visit us online for more information & CAD files © Knight Wall Systems PATENT US 8,429,866 B2; OTHERS PENDING - Drawn by: MW & BN 02092016



TABLE OF CONTENTS

2. TABLE OF CONTENTS
3. GENERAL NOTES
4. 2" PanelRail™ (CI™, HCI™ or MFI™ System)
5. 3" PanelRail™ (CI™, HCI™ or MFI™ System)
6. 4" PanelRail™ (CI™, HCI™ or MFI™ System)
7. 5" PanelRail™ (CI™, HCI™ or MFI™ System)
8. RevealRail (CI™, HCI™ or MFI™ System)

PLEASE FEEL FREE TO CONTACT KWS OR A LOCAL KWS REPRESENTATIVE FOR PROJECT SPECIFIC ASSISTANCE WITH DETAILS AND SPECIFYING.

1.855.KWS.WALL

info@knightwallsystems.com

www.knightwallsystems.com



GENERAL NOTES:

- THE PURPOSE OF THESE DRAWINGS AND SPECIFICATIONS IS TO INDICATE THE NOMINAL DIMENSIONS OF EACH STANDARD COMPONENT, AVAILABLE MATERIALS, FINISHES AND GAUGE. INSTALLATION NOTES ARE COMMON, TYPICAL USES AND MAY BE ALTERED BASED ON A PROJECTS REQUIREMENTS AND ENGINEERING. SEE SYSTEM SPECIFIC GUIDE DETAILS FOR FURTHER INFORMATION ON DESIGN, DETAILING AND INSTALLATION. ALWAYS FEEL FREE TO CONTACT KWS WITH ANY QUESTIONS.
- PROJECT SPECIFIC ENGINEERING CAN BE PROVIDED BY KWS AND IS REQUIRED FOR A 10 YEAR LIMITED WRITTEN WARRANTY.
- KWS PROJECT SPECIFIC ENGINEERING, IF SUPPLIED, IS LIMITED TO THE LOAD CARRYING COMPONENTS OF THE PRODUCTS AND FASTENERS SUPPLIED BY KWS. THE BACK-UP WALL, WALL CLADDING PANELS AND/OR RAILS SUPPLIED BY OTHERS ARE WITH OTHER PARTIES.
- PLEASE READ OUR INSTALLATION AND DESIGN RECOMMENDATIONS DOCUMENTS FOR FURTHER INFORMATION THAT IS IMPORTANT FOR YOUR SPECIFIC PROJECT AND PROPER INSTALLATION.
- INTERACTION BETWEEN DISSIMILAR MATERIALS, SUCH AS ALUMINUM AND STEEL, MUST BE SEPARATED VIA PLASTIC SHIMS, TAPE OR COATING TO PREVENT GALVANIC REACTION.
- USE SHEARING INSTRUMENTS FOR CUTTING METAL FRAMING COMPONENTS. SAWS ARE NOT RECOMMENDED, AS THE SPARKS PRODUCED DURING CUTTING WILL DAMAGE THE ANTI-CORROSION COATING. IF SPARKS ARE GENERATED DURING CUTTING, BE SURE THE PORTION OF THE COMPONENT TO BE INSTALLED ON THE BUILDING IS PROTECTED FROM SPARKS. THE SYSTEMS COMPONENTS MUST NOT BE CUT WHILE INSTALLED ON THE BUILDING UNLESS USING A SHEARING INSTRUMENT (I.E. SNIPS, etc.).
- USE OF IMPACT DRIVERS IS NOT RECOMMENDED WHEN DRIVING ANY FASTENER FOR THE SYSTEM.
- THE DETAILS WITHIN THIS DRAWING PACKAGE ARE NOT INTENDED TO REPLACE PROJECT SPECIFIC ENGINEERING CALCULATIONS OR THE DESIGN SERVICES OF A REGISTERED PROFESSIONAL DESIGNER AND ARE SUBJECT TO CHANGE AT ANY TIME.

NOTICE: No freedom from any patent owned by Knight Wall Systems or others is to be inferred. Because use conditions and applicable laws may differ from one location to another and may change with time, Customer is responsible for determining whether products and the information in this document are appropriate for Customer's use and for ensuring that Customer's workplace and disposal practices are in compliance with applicable laws and other government enactments. Knight Wall Systems assumes no obligation or liability for the information in this document. **NO EXPRESS WARRANTIES ARE GIVEN EXCEPT FOR ANY APPLICABLE WRITTEN LIMITED WARRANTIES SPECIFICALLY PROVIDED BY KNIGHT WALL SYSTEMS. ALL IMPLIED WARRANTIES INCLUDING THOSE OF MERCHANTABILITY AND FITNESS FOR A PARTICULAR PURPOSE ARE EXPRESSLY EXCLUDED.** Building and/or construction practices unrelated to building materials could greatly affect moisture and the potential for mold formation. No material supplier including Knight Wall Systems can give assurance that mold will not develop in any specific system.

2" PanelRail™

AVAILABLE MATERIALS:

Zn-Al-Mg COATED STEEL (ASTM A1046, ZM40, 50 ksi)
STAINLESS STEEL* (TYPE 304; EXTRA LEAD TIME)

AVAILABLE GAUGES:

18 GAUGE (0.046 INCH MINIMUM)
16 GAUGE* (0.055 INCH MINIMUM)

AVAILABLE FINISHES:

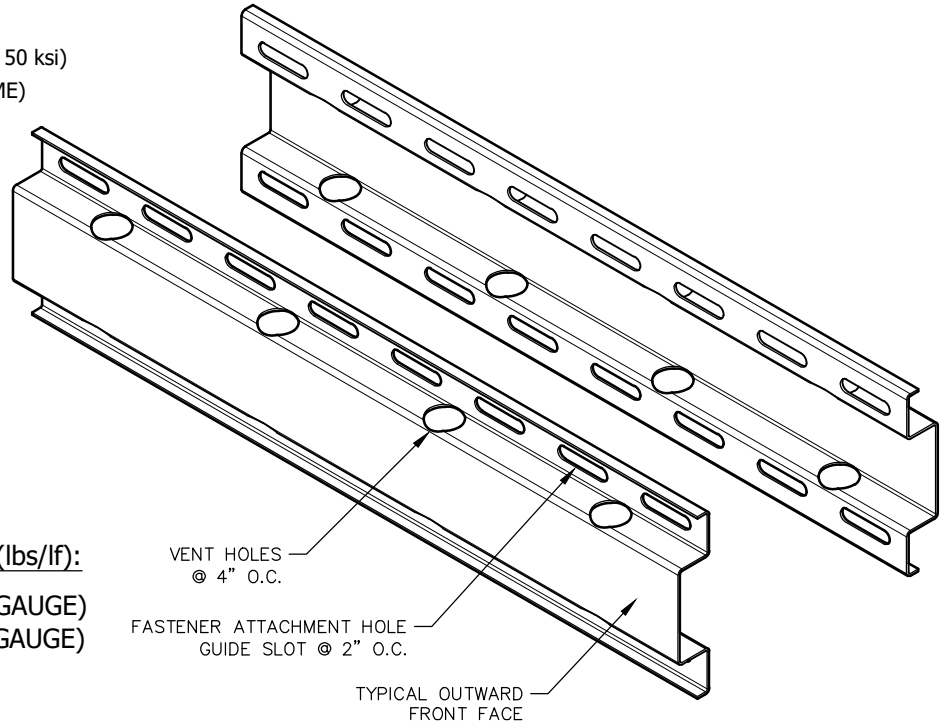
STANDARD FINISH
BLACK PVDF (18 GAUGE, NON-STAINLESS ONLY)

AVAILABLE LENGTHS:

120 INCHES (STANDARD)
40 INCHES - 192 INCHES*

WEIGHT (lbs/lf):

0.80 (18 GAUGE)
1.00 (16 GAUGE)

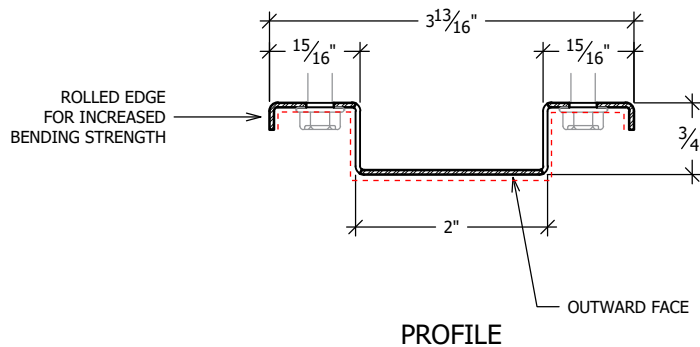


TYPICAL INSTALLATION:

HORIZONTAL OR
VERTICAL ORIENTATION

PUNCHES OPTIONAL:

VENT HOLES
ATTACHMENT HOLES
(IT IS NOT POSSIBLE FOR ONLY
ONE OF THE PUNCHES TO BE USED)



NOTE: BLACK COATED MATERIAL IS ONLY COATED ON ONE SIDE. THE REVERSE SIDE IS PRIMED. THEREFORE THE UPTURNED LIPS ON THE PanelRail PROFILE ARE TYPICALLY NOT BLACK.

RED LINE DENOTES TYPICAL BLACK SURFACE IF BLACK COATED MATERIAL IS ORDERED.

* ASTERISK REPRESENTS NON-STANDARD ITEM
AVAILABILITY OF NON-STANDARD ITEMS VARY
ALL DIMENSIONS & WEIGHTS ARE NOMINAL
BLACK COATED COMPONENTS ARE ONLY COATED ON ONE SIDE; OPPOSITE SIDE IS PRIMED
CONTACT KWS FOR AVAILABILITY AS MOST STANDARD ITEMS CAN SHIP WITHIN TWO WEEKS (QUANTITY DEPENDENT)
ADDITIONAL FEES MAY APPLY TO CUSTOM LENGTHS INCLUDING SETUP, FREIGHT & CRATE
SEE SYSTEM SPECIFIC GUIDE DETAILS FOR FURTHER INFORMATION ON DESIGN, DETAILING AND INSTALLATION

28308 North Cedar Rd • Deer Park, WA 99006

1.855.KWS.WALL

KNIGHTWALLSYSTEMS.COM

CONTACT KWS FOR FURTHER DETAILS. NO EXPRESS WARRANTIES ARE GIVEN EXCEPT FOR ANY APPLICABLE WRITTEN LIMITED WARRANTIES SPECIFICALLY PROVIDED BY KNIGHT WALL SYSTEMS. ALL IMPLIED WARRANTIES INCLUDING MERCHANTABILITY & FITNESS FOR A PARTICULAR PURPOSE ARE EXPRESSLY EXCLUDED. Project specific engineering must be provided by Knight Wall Systems for a written limited warranty. CI, MFI, CI-Girt, HCI, HCI-Girt, ThermaStop, PanelRail, RevealRail, Reveal-Girt and ThermaBracket are trademarks of Knight Wall Systems, Inc. Please visit us online for more information & CAD files © Knight Wall Systems PATENT US 8,429,866 B2; OTHERS PENDING - Drawn by: MW & BN 02092016

3" PanelRail™

AVAILABLE MATERIALS:

Zn-Al-Mg COATED STEEL (ASTM A1046, ZM40, 50 ksi)
STAINLESS STEEL* (TYPE 304; EXTRA LEAD TIME)

AVAILABLE GAUGES:

18 GAUGE (0.046 INCH MINIMUM)
16 GAUGE* (0.055 INCH MINIMUM)

AVAILABLE FINISHES:

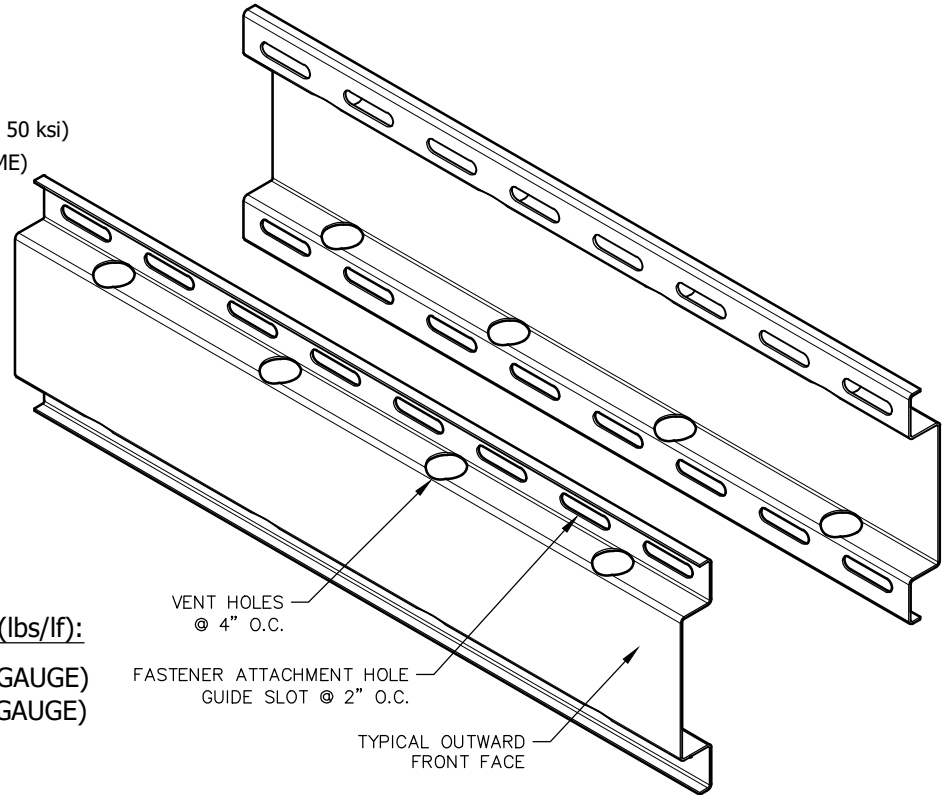
STANDARD FINISH
BLACK PVDF (18 GAUGE, NON-STAINLESS ONLY)

AVAILABLE LENGTHS:

120 INCHES (STANDARD)
40 INCHES - 192 INCHES*

WEIGHT (lbs/lf):

0.95 (18 GAUGE)
1.19 (16 GAUGE)

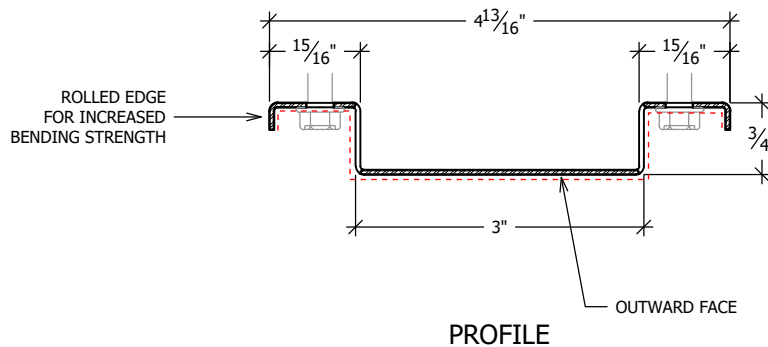


TYPICAL INSTALLATION:

HORIZONTAL OR
VERTICAL ORIENTATION

PUNCHES OPTIONAL:

VENT HOLES
ATTACHMENT HOLES
(IT IS NOT POSSIBLE FOR ONLY ONE OF THE PUNCHES TO BE USED)



NOTE: BLACK COATED MATERIAL IS ONLY COATED ON ONE SIDE. THE REVERSE SIDE IS PRIMED. THEREFORE THE UPTURNED LIPS ON THE PanelRail PROFILE ARE TYPICALLY NOT BLACK.
RED LINE DENOTES TYPICAL BLACK SURFACE IF BLACK COATED MATERIAL IS ORDERED.

* ASTERISK REPRESENTS NON-STANDARD ITEM
AVAILABILITY OF NON-STANDARD ITEMS VARY
ALL DIMENSIONS & WEIGHTS ARE NOMINAL
BLACK COATED COMPONENTS ARE ONLY COATED ON ONE SIDE; OPPOSITE SIDE IS PRIMED
CONTACT KWS FOR AVAILABILITY AS MOST STANDARD ITEMS CAN SHIP WITHIN TWO WEEKS (QUANTITY DEPENDENT)
ADDITIONAL FEES MAY APPLY TO CUSTOM LENGTHS INCLUDING SETUP, FREIGHT & CRATE
SEE SYSTEM SPECIFIC GUIDE DETAILS FOR FURTHER INFORMATION ON DESIGN, DETAILING AND INSTALLATION

28308 North Cedar Rd • Deer Park, WA 99006

1.855.KWS.WALL

KNIGHTWALLSYSTEMS.COM

CONTACT KWS FOR FURTHER DETAILS. NO EXPRESS WARRANTIES ARE GIVEN EXCEPT FOR ANY APPLICABLE WRITTEN LIMITED WARRANTIES SPECIFICALLY PROVIDED BY KNIGHT WALL SYSTEMS. ALL IMPLIED WARRANTIES INCLUDING MERCHANTABILITY & FITNESS FOR A PARTICULAR PURPOSE ARE EXPRESSLY EXCLUDED. Project specific engineering must be provided by Knight Wall Systems for a written limited warranty. CI, MFI, CI-Girt, HCI, HCI-Girt, ThermaStop, PanelRail, RevealRail, Reveal-Girt and ThermaBracket are trademarks of Knight Wall Systems, Inc. Please visit us online for more information & CAD files © Knight Wall Systems PATENT US 8,429,866 B2; OTHERS PENDING - Drawn by: MW & BN 02092016

4" PanelRail™

AVAILABLE MATERIALS:

Zn-Al-Mg COATED STEEL (ASTM A1046, ZM40, 50 ksi)
STAINLESS STEEL* (TYPE 304; EXTRA LEAD TIME)

AVAILABLE GAUGES:

18 GAUGE (0.046 INCH MINIMUM)
16 GAUGE* (0.055 INCH MINIMUM)

AVAILABLE FINISHES:

STANDARD FINISH
BLACK PVDF (18 GAUGE, NON-STAINLESS ONLY)

AVAILABLE LENGTHS:

120 INCHES (STANDARD)
40 INCHES - 192 INCHES*

WEIGHT (lbs/lf):

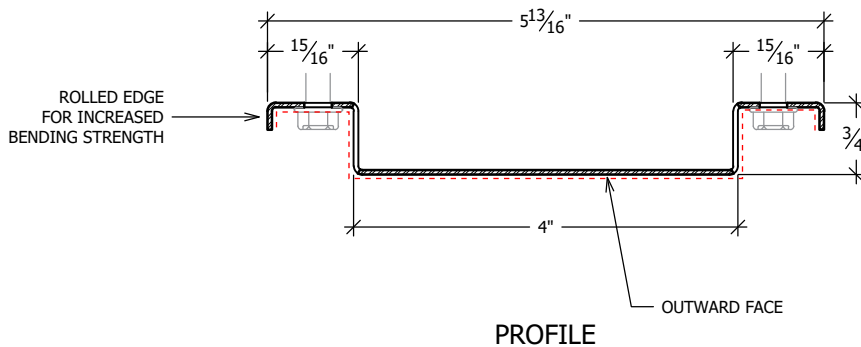
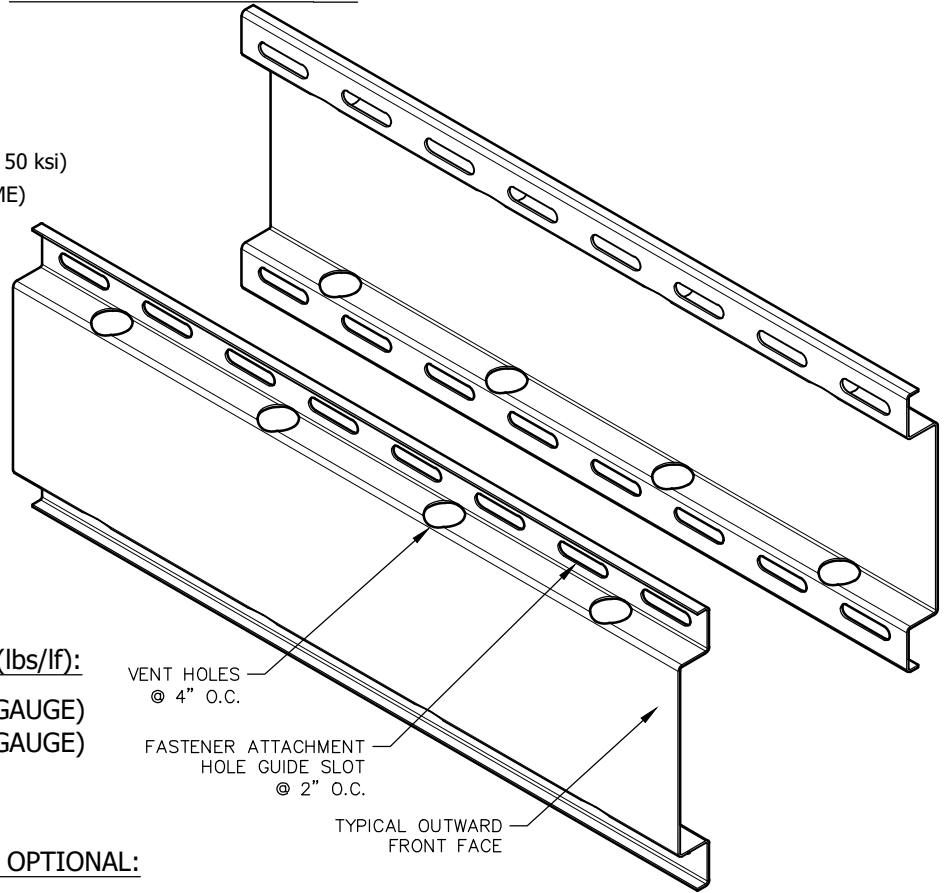
1.11 (18 GAUGE)
1.39 (16 GAUGE)

TYPICAL INSTALLATION:

HORIZONTAL OR
VERTICAL ORIENTATION

PUNCHES OPTIONAL:

VENT HOLES
ATTACHMENT HOLES
(IT IS NOT POSSIBLE FOR ONLY
ONE OF THE PUNCHES TO BE USED)



NOTE: BLACK COATED MATERIAL IS ONLY COATED ON ONE SIDE. THE REVERSE SIDE IS PRIMED. THEREFORE THE UPTURNED LIPS ON THE PanelRail PROFILE ARE TYPICALLY NOT BLACK.
RED LINE DENOTES TYPICAL BLACK SURFACE IF BLACK COATED MATERIAL IS ORDERED.

* ASTERISK REPRESENTS NON-STANDARD ITEM
AVAILABILITY OF NON-STANDARD ITEMS VARY
ALL DIMENSIONS & WEIGHTS ARE NOMINAL
BLACK COATED COMPONENTS ARE ONLY COATED ON ONE SIDE; OPPOSITE SIDE IS PRIMED
CONTACT KWS FOR AVAILABILITY AS MOST STANDARD ITEMS CAN SHIP WITHIN TWO WEEKS (QUANTITY DEPENDENT)
ADDITIONAL FEES MAY APPLY TO CUSTOM LENGTHS INCLUDING SETUP, FREIGHT & CRATE
SEE SYSTEM SPECIFIC GUIDE DETAILS FOR FURTHER INFORMATION ON DESIGN, DETAILING AND INSTALLATION

28308 North Cedar Rd • Deer Park, WA 99006

1.855.KWS.WALL

KNIGHTWALLSYSTEMS.COM

CONTACT KWS FOR FURTHER DETAILS. NO EXPRESS WARRANTIES ARE GIVEN EXCEPT FOR ANY APPLICABLE WRITTEN LIMITED WARRANTIES SPECIFICALLY PROVIDED BY KNIGHT WALL SYSTEMS. ALL IMPLIED WARRANTIES INCLUDING MERCHANTABILITY & FITNESS FOR A PARTICULAR PURPOSE ARE EXPRESSLY EXCLUDED. Project specific engineering must be provided by Knight Wall Systems for a written limited warranty. CI, MFI, CI-Girt, HCI, HCI-Girt, ThermaStop, PanelRail, RevealRail, Reveal-Girt and ThermaBracket are trademarks of Knight Wall Systems, Inc. Please visit us online for more information & CAD files © Knight Wall Systems PATENT US 8,429,866 B2; OTHERS PENDING - Drawn by: MW & BN 02092016

5" PanelRail™

AVAILABLE MATERIALS:

Zn-Al-Mg COATED STEEL (ASTM A1046, ZM40, 50 ksi)
STAINLESS STEEL* (TYPE 304; EXTRA LEAD TIME)

AVAILABLE GAUGES:

18 GAUGE (0.046 INCH MINIMUM)
16 GAUGE* (0.055 INCH MINIMUM)

AVAILABLE FINISHES:

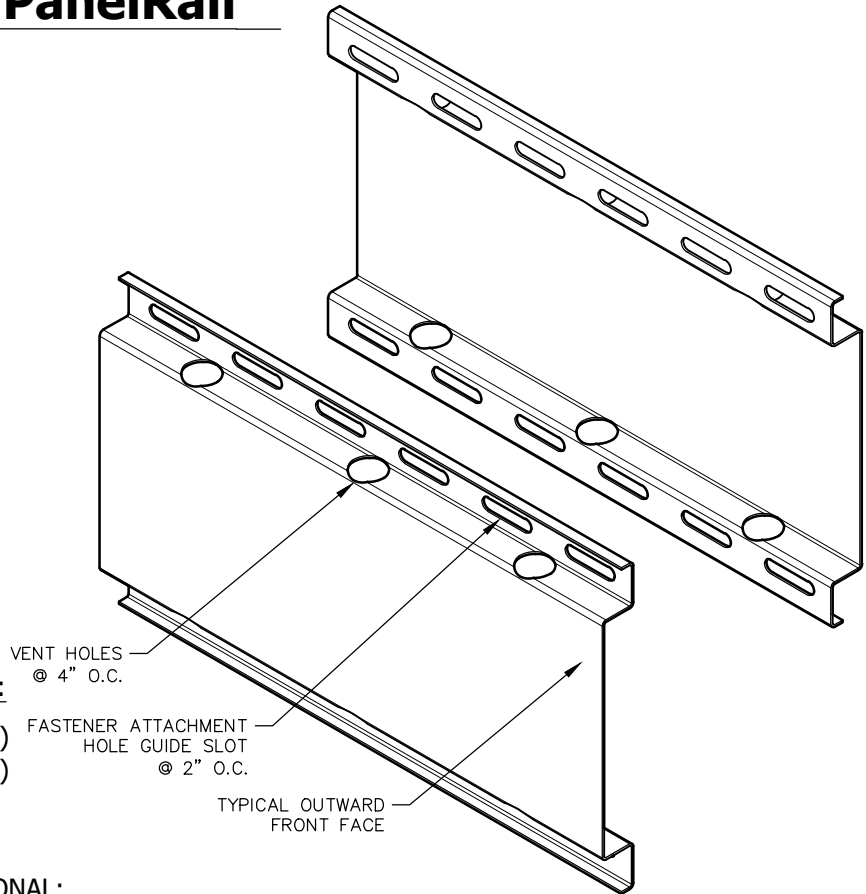
STANDARD FINISH
BLACK PVDF (18 GAUGE, NON-STAINLESS ONLY)

AVAILABLE LENGTHS:

120 INCHES (STANDARD)
40 INCHES - 192 INCHES*

WEIGHT (lbs/lf):

1.27 (18 GAUGE)
1.59 (16 GAUGE)

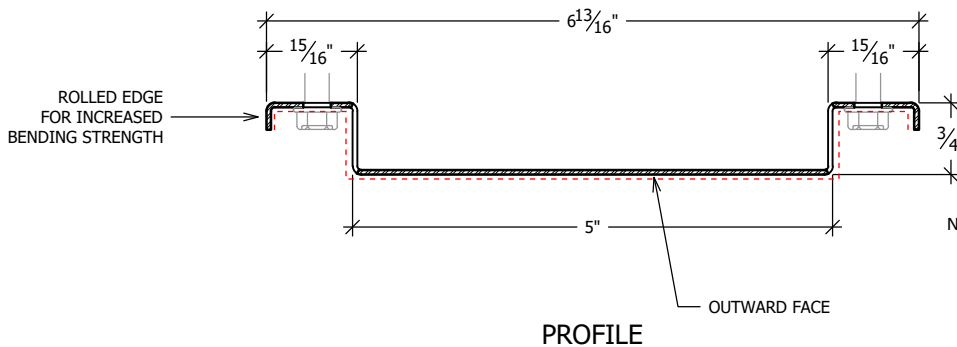


TYPICAL INSTALLATION:

HORIZONTAL OR
VERTICAL ORIENTATION

PUNCHES OPTIONAL:

VENT HOLES
ATTACHMENT HOLES
(IT IS NOT POSSIBLE FOR ONLY
ONE OF THE PUNCHES TO BE USED)



NOTE: BLACK COATED MATERIAL IS ONLY COATED ON ONE SIDE. THE REVERSE SIDE IS PRIMED. THEREFORE THE UPTURNED LIPS ON THE PanelRail PROFILE ARE TYPICALLY NOT BLACK.

RED LINE DENOTES TYPICAL BLACK SURFACE IF BLACK COATED MATERIAL IS ORDERED.

* ASTERISK REPRESENTS NON-STANDARD ITEM
AVAILABILITY OF NON-STANDARD ITEMS VARY
ALL DIMENSIONS & WEIGHTS ARE NOMINAL
BLACK COATED COMPONENTS ARE ONLY COATED ON ONE SIDE; OPPOSITE SIDE IS PRIMED
CONTACT KWS FOR AVAILABILITY AS MOST STANDARD ITEMS CAN SHIP WITHIN TWO WEEKS (QUANTITY DEPENDENT)
ADDITIONAL FEES MAY APPLY TO CUSTOM LENGTHS INCLUDING SETUP, FREIGHT & CRATE
SEE SYSTEM SPECIFIC GUIDE DETAILS FOR FURTHER INFORMATION ON DESIGN, DETAILING AND INSTALLATION

28308 North Cedar Rd • Deer Park, WA 99006

1.855.KWS.WALL

KNIGHTWALLSYSTEMS.COM

CONTACT KWS FOR FURTHER DETAILS. NO EXPRESS WARRANTIES ARE GIVEN EXCEPT FOR ANY APPLICABLE WRITTEN LIMITED WARRANTIES SPECIFICALLY PROVIDED BY KNIGHT WALL SYSTEMS. ALL IMPLIED WARRANTIES INCLUDING MERCHANTABILITY & FITNESS FOR A PARTICULAR PURPOSE ARE EXPRESSLY EXCLUDED. Project specific engineering must be provided by Knight Wall Systems for a written limited warranty. CI, MFI, CI-Girt, HCI, HCI-Girt, ThermaStop, PanelRail, RevealRail, Reveal-Girt and ThermaBracket are trademarks of Knight Wall Systems, Inc. Please visit us online for more information & CAD files © Knight Wall Systems PATENT US 8,429,866 B2; OTHERS PENDING - Drawn by: MW & BN 02092016

RevealRail™

AVAILABLE MATERIALS:

Zn-Al-Mg COATED STEEL (ASTM A1046, ZM40, 50 ksi)
STAINLESS STEEL* (TYPE 304; EXTRA LEAD TIME)

AVAILABLE GAUGES:

18 GAUGE (0.046 INCH MINIMUM)
16 GAUGE* (0.055 INCH MINIMUM)

AVAILABLE FINISHES:

STANDARD FINISH
BLACK PVDF (18 GAUGE, NON-STAINLESS ONLY)

AVAILABLE LENGTHS:

120 INCHES (STANDARD)
40 INCHES - 192 INCHES*

WEIGHT (lbs/lf):

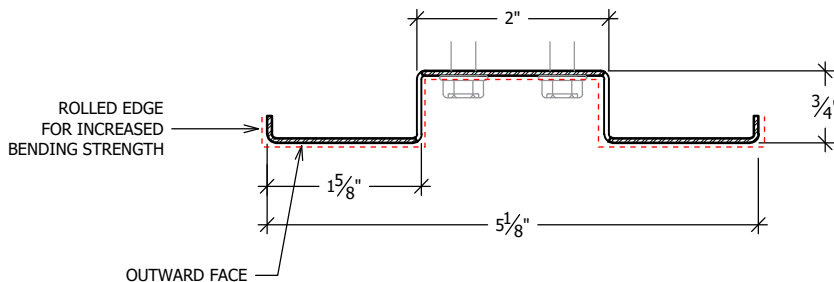
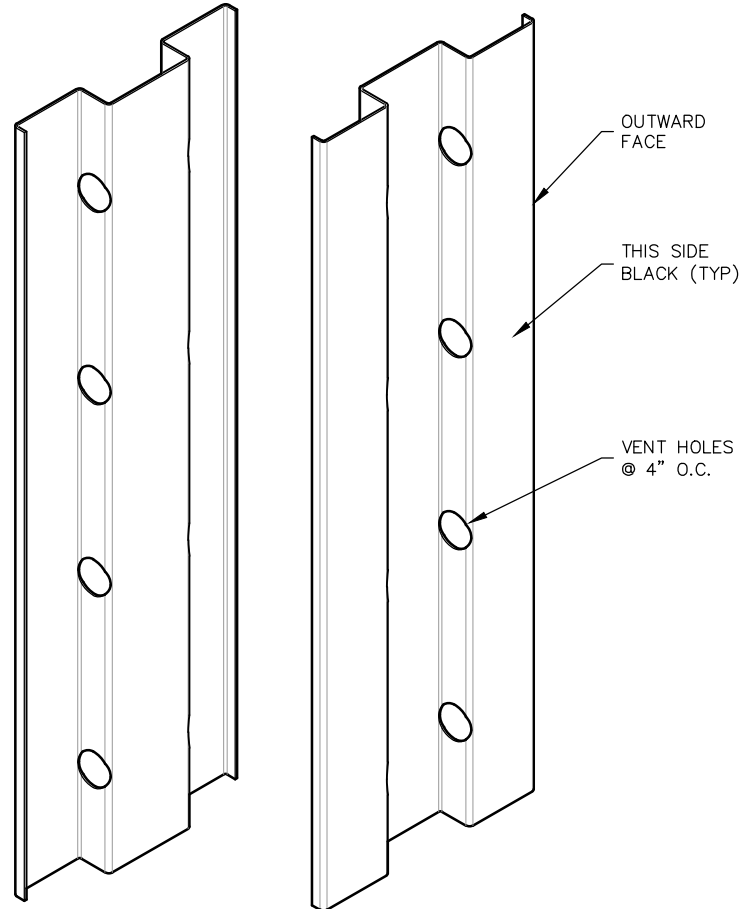
1.10 (18 GAUGE)
1.38 (16 GAUGE)

TYPICAL INSTALLATION:

VERTICAL ORIENTATION
@ PANEL JOINTS

PUNCHES OPTIONAL:

VENT HOLES



PROFILE

RED LINE DENOTES TYPICAL BLACK SURFACE IF BLACK COATED MATERIAL IS ORDERED.

* ASTERISK REPRESENTS NON-STANDARD ITEM
AVAILABILITY OF NON-STANDARD ITEMS VARY
ALL DIMENSIONS & WEIGHTS ARE NOMINAL
BLACK COATED COMPONENTS ARE ONLY COATED ON ONE SIDE; OPPOSITE SIDE IS PRIMED
CONTACT KWS FOR AVAILABILITY AS MOST STANDARD ITEMS CAN SHIP WITHIN TWO WEEKS (QUANTITY DEPENDENT)
ADDITIONAL FEES MAY APPLY TO CUSTOM LENGTHS INCLUDING SETUP, FREIGHT & CRATE
SEE SYSTEM SPECIFIC GUIDE DETAILS FOR FURTHER INFORMATION ON DESIGN, DETAILING AND INSTALLATION

28308 North Cedar Rd • Deer Park, WA 99006

1.855.KWS.WALL

KNIGHTWALLSYSTEMS.COM

CONTACT KWS FOR FURTHER DETAILS. NO EXPRESS WARRANTIES ARE GIVEN EXCEPT FOR ANY APPLICABLE WRITTEN LIMITED WARRANTIES SPECIFICALLY PROVIDED BY KNIGHT WALL SYSTEMS. ALL IMPLIED WARRANTIES INCLUDING MERCHANTABILITY & FITNESS FOR A PARTICULAR PURPOSE ARE EXPRESSLY EXCLUDED. Project specific engineering must be provided by Knight Wall Systems for a written limited warranty. CI, MFI, CI-Girt, HCI, HCI-Girt, ThermaStop, PanelRail, RevealRail, Reveal-Girt and ThermaBracket are trademarks of Knight Wall Systems, Inc. Please visit us online for more information & CAD files © Knight Wall Systems PATENT US 8,429,866 B2; OTHERS PENDING - Drawn by: MW & BN 02092016