

RevealRail

PERFORATED CLADDING ATTACHMENT RAIL



APPLICATION

The RevealRail can be installed vertically or horizontally, securing to the back-up wall through the web. Façade panels may be directly attached, or indirectly attached via secondary rails or clips. Maximum supported weight and wind pressures will vary depending upon the spacing of the rail and type of back-up wall to which they attach.

REVEALRAIL PROPERTIES

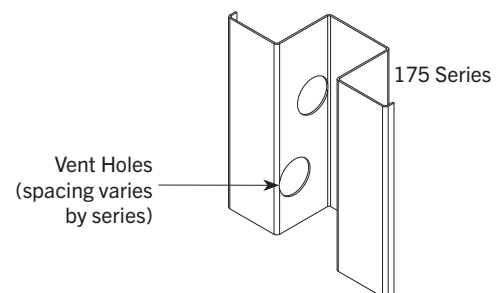
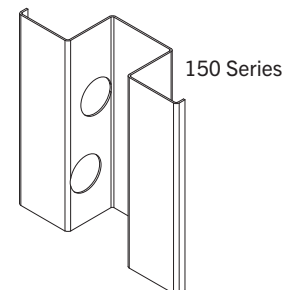
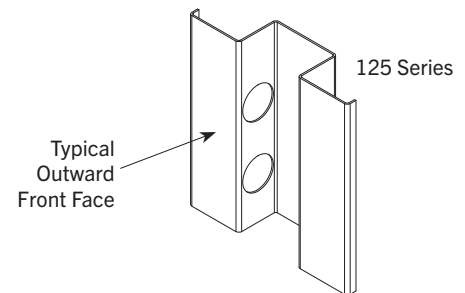
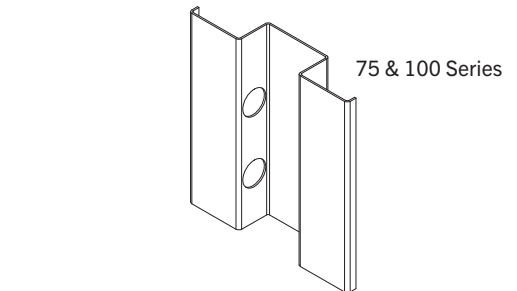
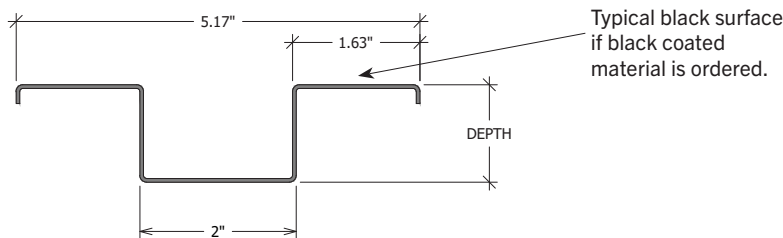
Series		75	100	125	150	175
Depth		0.75"	1.00"	1.25"	1.50"	1.75"
Net Free Area (Ventilation)		14.70%	22.10%	31.40%	26.20%	22.40%
Weight (lbs/ft)	18-GA	1.04	1.08	1.16	1.23	1.31
	16-GA	1.33	1.39	1.49	1.59	1.69

MATERIAL PROPERTIES & OPTIONS

Material Type		ASTM A1046 ZM40 Steel or 304 Stainless Steel*
Design Steel Thickness	18-GA	0.0484 inches
	16-GA	0.0579 inches
Min. Steel Thickness	18-GA	0.046 inches
	16-GA	0.055 inches
Yield Stress, Fy		50 ksi
Available Finishes		Standard Mill or Black PVDF
Standard Length		96 inches (75 series is 96 or 120 inches)

Properties are for steel products only, contact KWS for stainless.
 *Asterisk identifies non-standard items - availability & additional cost vary.
 All dimensions & weights are nominal.
 Black coated components are only coated on one side; opposite side is primed.
 Contact KWS to confirm availability - most standard items will ship within three weeks (quantity dependent).
 See system specific guide details for further information on design, detailing and installation.

PRODUCT SPECIFICATIONS



DISCLAIMER

NO EXPRESS WARRANTIES ARE GIVEN EXCEPT FOR ANY APPLICABLE WRITTEN WARRANTIES SPECIFICALLY PROVIDED BY KNIGHT WALL SYSTEMS. ALL IMPLIED WARRANTIES INCLUDING THOSE OF MERCHANTABILITY AND FITNESS FOR A PARTICULAR PURPOSE ARE EXPRESSLY EXCLUDED. No freedom from any patent owned by Knight Wall Systems or others is to be inferred. Because use conditions and applicable laws may differ from one location to another and may change with time, Customer is responsible for determining whether products and the information in this document are appropriate for Customer's use. They are not guaranteed in any way by the Knight Wall Systems, Inc. since building design, engineering, and construction, including workmanship and materials are beyond the control of the manufacturer. The information provided here is subject to change without notice.

All content included on this document is and shall continue to be the property of Knight Wall Systems, Inc. or its content suppliers, and is protected under applicable copyright, trademark, and other proprietary rights. ANKIT, CI, CI-GIRT, KNIGHT WALL SYSTEMS, the Knight Wall Systems design mark, MFI, PANELRAIL, THERMABRACKET, THERMASTOP, THERMAZEE, and FORMED TO PROTECT WHAT MATTERS MOST are trademarks of Knight Wall Systems, Inc. US Patent Nos. 8429866, 8973334, 9677268, 9732518, 98526655, D963894, 11299891, 11286676, and others are registered and pending patents of Knight Wall Systems, Inc. These lists are not exhaustive and Knight Wall Systems, Inc. does not waive its rights in regard to other intellectual property not listed.
 © 2024 Knight Wall Systems, Inc. All rights reserved.